
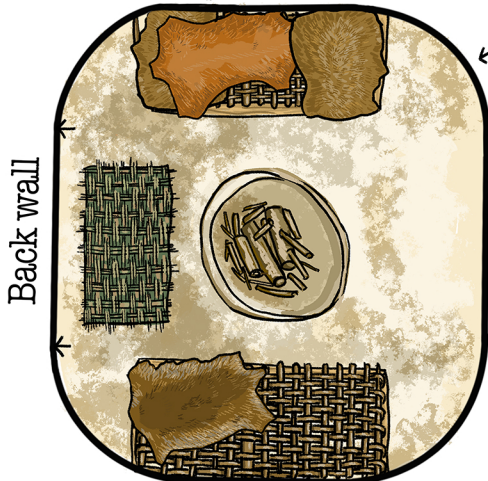


# Cut Out & Make Neolithic House

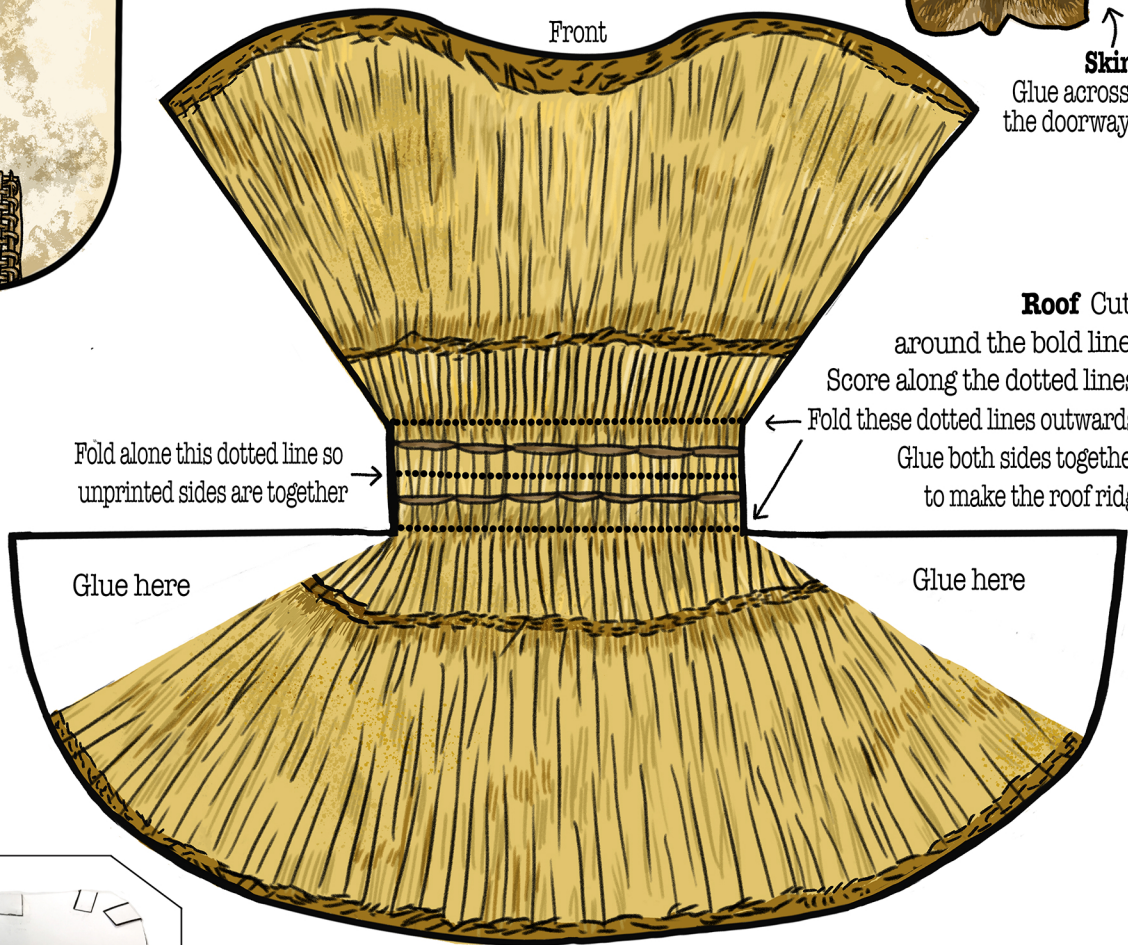

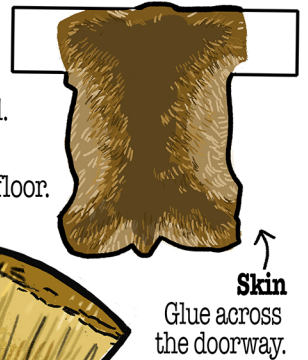
**Walls** - Score along dotted lines. Cut around bold lines.



Cut the 4 slits up as far as the dotted fold line. Fold in half along the dotted line with the printed side on the outside. Glue the front & back together.



**Floor.** Cut out. Glue the floor & walls together. Line up the arrows at the back of the floor with the arrows on the inside wall. Fold the tabs at the bottom of the walls under the floor. Starting at the back glue the floor tabs to the underneath of the floor.



**Roof** Cut around the bold line. Score along the dotted lines. Fold these dotted lines outwards. Glue both sides together to make the roof ridge.

Glue the sides of the roof together, with the blank parts of the back underneath the front. Do not fold. Put the roof on the house without sticking, so that you can lift it off and view the inside of your house! .